

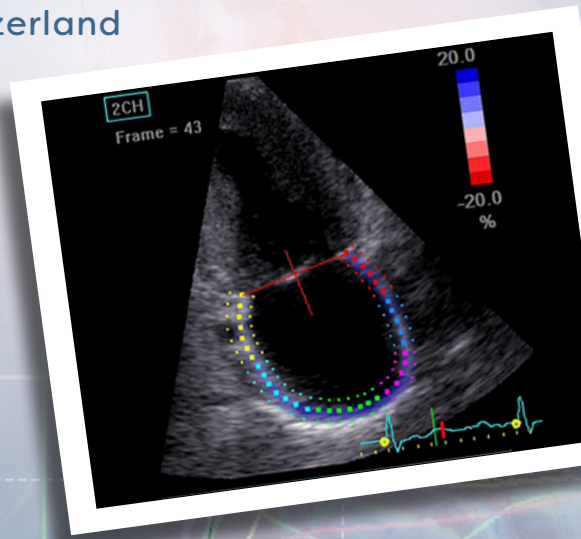


Advanced  
Swiss Cardiac  
Imaging Course

**Monday/Tuesday**  
**28<sup>th</sup>-29<sup>th</sup> of October 2024**

Cardiology, General Hospital Aarau,  
A-Clinic, Switzerland

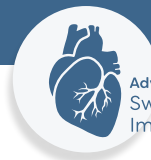
**Credits:**  
**14 SGK/SSC**



Programme

Register now!





THANK YOU FOR YOUR SUPPORT.

## GOLD



## SILVER



## BRONZE



## DONATO

Bracco Svizzera S.A.

Canon Medical Systems

### Scientific committee

- PD Dr. med. Tobias Fuchs
- Prof. Dr. med. Laurent Haegeli
- Prof. Dr. med. Markus Niemann
- Dr. med. Yakup Yakupoglu
- Prof. Dr. med. Michel Zuber

### Programme/Registration

[www.ascic-aarau.ch](http://www.ascic-aarau.ch)

### Organiser

General Hospital Aarau, A-Clinic  
Medical University Clinic, Cardiology  
Tellstrasse 25  
5001 Aarau  
Switzerland  
[ascic@andfrank.com](mailto:ascic@andfrank.com)

### Venue

General Hospital Aarau, A-Clinic  
Lecture hall - House 1



Advanced  
Swiss Cardiac  
Imaging Course


**Monday / Tuesday**  
**28<sup>th</sup>–29<sup>th</sup> of October 2024**

Cardiology, General Hospital Aarau,  
A-Clinic, Switzerland


**Advanced Swiss Cardiac Imaging Course**  
**Practical Blood Pool Doppler Imaging – Translation from**  
**experts to clinical practice**

Blood Pool Doppler Imaging is one of the most important technologies in echocardiography with great potential in adding information into daily clinical practice. This 2 day course will help cardiologists to repeat and intensify knowledge of a specific methodology with background information and live scanning too and translate this information into daily clinical work.

Best regards,



PD Dr. med.  
Tobias Fuchs



Prof. Dr. med.  
Laurent Haegeli



Prof. Dr. med.  
Markus Niemann



Dr. med.  
Yakup Yakupoglu



Prof. Dr. med.  
Michel Zuber

## MONDAY, 28<sup>TH</sup> OCTOBER 2024

09:00	<b>Welcome</b>	L. Haegeli, Aarau M. Zuber, Aarau
<p><b>Session 1 – The History, Properties and Artefacts in Blood Pool Doppler</b> Chair: nn</p>		
09:10	<b>How can blood velocities help in assessing the heart?</b>	B. Bijnens, Barcelona
09:40	<b>Discussion with faculty and audience</b>	B. Bijnens, Barcelona
09:50	<b>The History of Doppler Development</b>	A. Fraser, Cardiff G. Sutherland, London
10:10	<b>Discussion with faculty and audience</b>	A. Fraser, Cardiff G. Sutherland, London
10:20	<b>Blood Pool Doppler Artefacts</b>	nn
10:40	<b>Discussion with faculty and audience</b>	nn
10:50	<b>Coffee</b>	
<p><b>Session 2 – Ventricular hemodynamics-ejection</b> Chair: nn</p>		
11:10	<b>LV ejection and its coupling with the aorta</b>	A. Fraser, Cardiff
11:40	<b>Discussion with faculty and audience</b>	A. Fraser, Cardiff
11:50	<b>RV ejection and its coupling with the lungs</b>	G. Sutherland, London
12:20	<b>Discussion with faculty and audience</b>	G. Sutherland, London
12:30	<b>Clinical and live Cases – Complex Doppler Challenges</b>	Faculty
12:50	<b>Lunch</b>	
<p><b>Session 3 – Ventricular haemodynamics-filling</b> Chair: nn</p>		
13:30	<b>Principles of diastolic function – The Liv Hatle Lecture</b>	B. Bijnens, Barcelona
14:15	<b>Discussion with faculty and audience</b>	B. Bijnens, Barcelona
14:25	<b>Assessing filling pressures and relaxation in clinical practice</b>	L. Herbots, Leuven
15:00	<b>Discussion with faculty and audience</b>	L. Herbots, Leuven
15:10	<b>Coffee</b>	

<b>Session 4 – The heart as a whole</b>		
Chair: nn		
15:30	Ventricular interaction & pericardial disease	B. Bijnens, Barcelona
16:00	Discussion with faculty and audience	B. Bijnens, Barcelona
16:10	Automatic quantification & interpretation: is it a good idea?	A. Fraser, Cardiff
16:40	Discussion with faculty and audience	A. Fraser, Cardiff
<b>Session 5 – Transition from experts to clinical practice</b>		
Chair: Bijnens, Barcelona   A. Fraser, Cardiff L. Herbots, Leuven   G. Sutherland, London		
16:50	Clinical and live Cases - Complex Doppler Challenges	Faculty
17:30	End of the day	

## TUESDAY, 29<sup>TH</sup> OCTOBER 2024

08:20	Welcome	L. Haegeli, Aarau M. Zuber, Aarau
<b>Session 6 – Obstructions to flow</b>		
Chair: nn		
08:30	Complexities of Valve Gradient Assessments	nn
09:00	Discussion with faculty and audience	nn
09:10	Coronary arteries	M. Zuber, Aarau
09:25	Discussion with faculty and audience	M. Zuber, Aarau
09:35	Intraventricular obstructions	G. Sutherland, London
09:45	Discussion with faculty and audience	G. Sutherland, London
09:55	Coffee	
<b>Session 7 – Volume loading</b>		
Chair: nn		
10:15	Assessing Mitral regurgitation. Which tools should we use?	C.H. Attenhofer Jost, Zurich
10:30	Discussion with faculty and audience	C.H. Attenhofer Jost, Zurich
10:40	The Tricuspid valve - assessment and therapy	L. Herbots, Leuven
11:20	Discussion with faculty and audience	L. Herbots, Leuven
11:30	The athlete's heart and (RV) volume loading	B. Bijnens, Barcelona
11:55	Discussion with faculty and audience	B. Bijnens, Barcelona

<b>Session 8 – Transition from experts to clinical practice</b>		
Chair: nn		
12:05	Clinical and live Cases – Complex Doppler Challenges	nn
12:25	Lunch	
<b>Session 9 – Exercising the heart</b>		
Chair: nn		
13:00	The role of measuring timings	B. Bijnens, Barcelona
13:15	Discussion with faculty and audience	B. Bijnens, Barcelona
13:25	Which form of Stress Echo in which setting?	A. Fraser, Cardiff
14:00	Discussion with faculty and audience	A. Fraser, Cardiff
14:10	Exercise for hemodynamic assessment in clinical practice?	L. Herbots, Leuven
14:40	Discussion with faculty and audience	L. Herbots, Leuven
14:50	Coffee	
<b>Session 10 – Transition from experts to clinical practice</b>		
Chair: nn		
15:10	Clinical and live Cases – Complex Doppler Challenges	Faculty
<b>Session 11 – The Doppler Quiz to test your knowledge</b>		
Chair: nn		
16:25	Blood Pool Doppler – QUIZ	M. Niemann, Aarau
17:00	Closing words	L. Haegeli, Aarau
17:10	End of the day	



## FACULTY

### Local

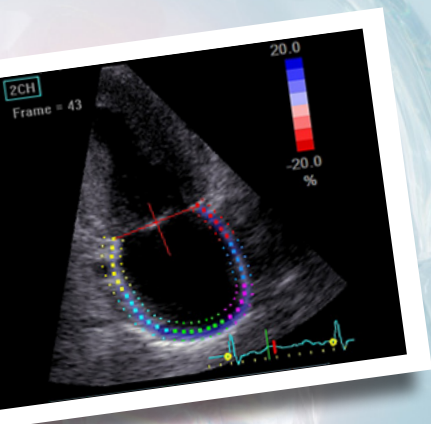
Fuchs Tobias, PD Dr. med., Aarau  
Haegeli Laurent, Prof. Dr. med., Aarau  
Niemann Markus, Prof. Dr. med., Aarau  
Yakupoglu Yakup, Dr. med., Aarau  
Zuber Michel, Prof. Dr. med., Aarau

### National

Attenhofer Jost Christine, Prof. Dr., Zurich

### International

Bijens Bart, Prof. Dr. med., Barcelona  
Fraser Alan, Prof. Dr. med., Cardiff  
Lieven Herbots, Dr. med., Leuven  
Sutherland George, Prof. Dr. med., London



Register now!



### Arrival

The General Hospital Aarau is easy to reach by public transport.

SBB timetable:



### Congress Office

andfrank ag  
Walzmühlestrasse 49a  
8500 Frauenfeld  
+41 56 648 28 00  
ascic@andfrank.com  
www.ascic-aarau.ch

### Participation fee

Both days:	CHF	500.-
One day:	CHF	300.-

### *Physician in training*

Both days:	CHF	250.-
One day:	CHF	150.-

Dinner, 14 <sup>th</sup> Sep.:	CHF	100.-
--------------------------------	-----	-------

### Accreditation

Credits are requested from professional societies.